



# “The Very Hungry Caterpillar” Big and Little

For more teaching resources, visit  
<http://www.PositivelyAutism.com/>

Instructions for use are on the last page of this document.

# Help Keep Our Resources Free!

- Amazon.com will donate a percentage of all your purchases to Positively Autism! Start your Amazon shopping at [this link](#) for us to get credit.
- [Sign-up](#) for our free, monthly newsletter to get access to books, articles, and new free materials.
- Make a donation. A donation link is available on our [main website](#).
- Send Positively Autism to your friends, family, and co-workers.

Thank you!

big caterpillar



little caterpillar




big butterfly




little butterfly



big egg



little egg







Find the big butterfly.



Where is the little egg?



Can you find the big caterpillar?




Point to the little butterfly.



Which one is little?



Point to the egg that's big.



Great Job!



# How to Use

- You can either print the pages out, or read them to the student on a computer, Smartphone, or tablet (such as iPad) for. My students seem to enjoy viewing it on a computer, phone, or tablet, but do whatever works best for your student.
- Read the text on the pages out loud to the students.
- This book is part of a learning unit on “The Very Hungry Caterpillar.” You can find the rest of the activities here:

<http://www.PositivelyAutism.com/free/14earlylearning.html>