

# Granny Says!



Target four types of following directions:

- 1 step
- 2 step
- 3 step
- Conditional



By Jenn Alcorn

# Thank you for supporting Crazy Speech World!

Included in this download:

- 16 one step direction cards
- 16 two step direction cards
- 16 three step direction cards
- 16 conditional direction cards

Getting Ready: Print, cut, and laminate cards for durability.

To Play:

- Use this following directions game just like 'Simon Says', but use 'Granny' instead of 'Simon' (ex. Granny says raise your hand!). If students do not follow the direction correctly, they are out. Last person standing is the winner!
- Place all cards in a pile and students take turns listening to your direction. If they follow it correctly, they keep the card. Whoever has the most cards wins!



**Say your name.**



**Clap your hands.**



**Walk around  
in a circle.**



**Hop two times.**



**Touch your nose.**



**Shake your head.**



**Rub your elbow.**



**Say your  
school's name.**



**Sit on the floor.**



**Spin around.**



**Blink your eyes.**



**Touch your toes.**



**Wiggle your  
fingers.**



**Count to 5.**



**Raise one foot.**



**Moo like a cow.**



**Spin around once  
and blink  
your eyes.**



**Whisper your  
name and point  
to the door.**



**Put your hands in  
your lap and bark  
like a dog.**



**Hold up two  
fingers and raise  
one foot.**



**Touch your toes  
and pretend  
to cry.**



**Raise both hands  
and say your  
teacher's name.**



**Pretend to swim  
and say how old  
you are.**



**Wave to me and  
jump two times.**



**Put your hands on  
your hips and say  
your birthday.**



**Shake my hand  
and touch your  
ear.**



**Stomp your foot  
and touch your  
stomach.**



**Give a thumbs up  
and spin around  
twice.**



**Count to 10  
and point to  
your feet.**



**Touch your knee  
and meow like  
a cat.**




**Pretend eat an  
apple and give me  
a high five.**




**Smile and shake  
your foot.**







**Say 'hello', snap your fingers, and stand up.**




**Tap your foot, touch your head, and say the month.**




**Cross your arms, spell your name, and smile.**




**Touch the floor, buzz like a bee, and pretend stir a pot.**




**Clap two times, say a number, and turn around.**




**Say your favorite color, close your eyes, and point to the sky.**




**Stomp your foot twice, pretend to fly, and say my name.**




**Wave to someone, raise both hands, and touch your ear.**




**Give two thumbs up,  
name an animal, and  
take a bow.**




**Make a sad face, hold  
up four fingers, and  
cluck like a chicken.**




**Hop on one foot,  
point to a wall,  
and cough.**




**Draw a circle in the  
air, nod, and say your  
favorite food.**




**Pretend to drive a car,  
whisper 'speech', and  
touch your shoulders.**



**Cover your eyes,  
quack like a duck, and  
jump once.**



**Pretend to wash your  
hands, give the peace  
sign, and blink.**



**Say a color, put your  
hand on your mouth,  
and laugh out loud.**





**If you are a girl,  
wave at me.**



**If you are a boy,  
point to a corner.**



**If dogs bark,  
snap your fingers.**



**If fish walk,  
say your name.**



**If you have brown  
hair, smile.**



**If you are awake,  
say what day it is.**



**If it is the afternoon,  
pretend to cry.**



**If it is the morning,  
take a bow.**



**If you ate breakfast,  
stand up.**



**If a cat has four legs,  
give a thumbs up.**



**If you can eat wood,  
touch the floor.**



**If you have a  
backpack, clap twice.**



**If you have green  
eyes, raise your hand.**



**If it is raining, touch  
your nose.**



**If the lights are off,  
pretend to type.**



**If pigs fly,  
jump four times.**

# Activities © Jenn Alcorn

Graphics by [www.scrappindoodles.com](http://www.scrappindoodles.com)

and

Teacher M [www.teacherspayteachers.com/Product/Cute-Free-Borders](http://www.teacherspayteachers.com/Product/Cute-Free-Borders)

You may not share, resell, or copy this download.  
For individual use only.

I hope you and your students enjoy working with these activities!

Please email me if you have any questions! [slpgonewild@gmail.com](mailto:slpgonewild@gmail.com)

Visit my blog for more therapy resources and ideas <http://crazyspeechworld.blogspot.com/>

